

# Aritco 7000

- our bestselling platform lift

## Aritco 7000

The lift is designed to meet all requirements for quality, safety and service life. It is a perfect fit for tough and demanding environments such as schools, shops and residential buildings.

### Several advantages offered by Aritco 7000:

- Design, sizes and options tailored for public environments
- 'A' rated energy consumption according to VDI4707
- 95% recyclable materials
- Environmental classification by the Swedish Sunda Hus organization
- Patented screw/nut technology (no oil that can leak)
- The lowest maintenance and operating costs on the market

For more information please visit [aritcoplatformlifts.com/7000](http://aritcoplatformlifts.com/7000)



Aritco certified partner



Lift Construct bvba  
Lange Lobroekstraat 183  
2060 Antwerp, Belgium

T: +32 3 226 12 72  
E: [info@liftconstruct.be](mailto:info@liftconstruct.be)  
[www.liftconstruct.be](http://www.liftconstruct.be)

# Aritco 7000

## LIFT COLOUR

Can be painted in any RAL colour from the RAL Classic chart.

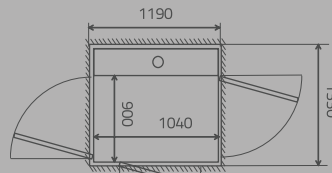


## GLASS

4 different glass types to choose from.

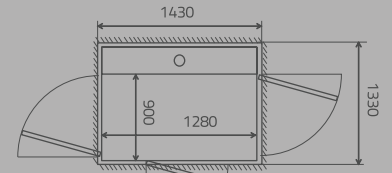


## FLOOR

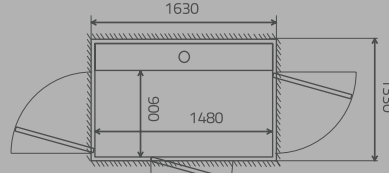
9 different floorings to choose from.



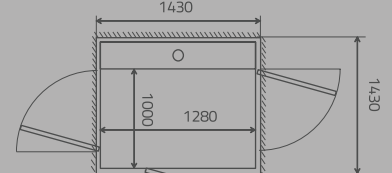
**Size:** 900 x 1040 mm  
**Rated load:** 250 kg / 2 pers.  
**Wheelchair:** -



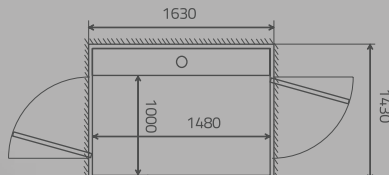
**Size:** 900 x 1280 mm  
**Rated load:** 410 kg / 5 pers.  
**Wheelchair:** Lone user or type A\*



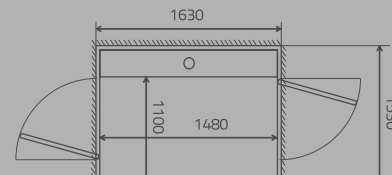
**Size:** 900 x 1480 mm  
**Rated load:** 410, 500 kg / 5, 6 pers.  
**Wheelchair:** A or B with attendant\*



**Size:** 1000 x 1280 mm  
**Rated load:** 410 kg / 5 pers.  
**Wheelchair:** Lone user or type A\*



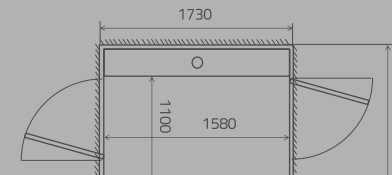
**Size:** 1000 x 1480 mm  
**Rated load:** 410, 500 kg / 5, 6 pers.  
**Wheelchair:** A or B with attendant\*



**Size:** 1100 x 1480 mm  
**Rated load:** 410, 500 kg / 5, 6 pers.  
**Wheelchair:** A or B with attendant, adjacent entry\*



**Size:** 1000 x 1980 mm  
**Rated load:** 500 kg / 6 pers.  
**Wheelchair:** A or B with attendant\*



**Size:** 1100 x 1580 mm  
**Rated load:** 500 kg / 6 pers.  
**Wheelchair:** A or B with attendant, adjacent entry\*

\* National guidelines may apply.  
 Wheelchair Type A and B according to EN 12183/EN 12184.

## Product summary

<p><b>TOP HEIGHT</b></p> <p><b>Minimum 2240 mm</b></p>	<p><b>TYPE OF LIFT</b></p> <p>Platform lift intended for installation in public environments.</p>	 <p><b>RATED SPEED</b></p> <p>Max <b>0,15 m/s</b></p>	 <p><b>DRIVE SYSTEM</b></p> <p>Patented screw and nut system 2.2 kW motor</p>	<p><b>CONTROL FROM CARRIER CONTROL PANEL</b></p> <p><b>Hold to run</b> - press and hold  <b>For installations outside Europe</b>          - One touch operation (press one time)</p>	<p><b>NUMBER OF FLOORS</b></p>  <p>2 to 6 floors</p>
<p><b>INSTALLATION</b></p> <p><b>Recessed installation</b> 50 mm below floor</p> <p><b>Installed directly on floor</b> with 50 mm ramp</p>	<p><b>INDOOR</b> INSTALLATION ENVIRONMENT</p>	<p><b>TRAVEL HEIGHT</b></p> <p><b>250-13 000 millimeter</b></p>	<p><b>WARRANTY</b></p> <p>Aritco 7000 comes with a 24 month warranty. The screw and nut assembly has a 10 year warranty.</p>	<p><b>TECHNICAL COMPLIANCE</b></p> <p>European Machine directive 2006/42/EC European standard EN 81-41</p>	
<p><b>Power supply:</b> 230 V 1-phase 400 V 3-phase</p> <p><i>Emergency lowering:</i> Battery-powered</p>					